

PUBLIC HEALTH DEPARTMENT

www.co.kittitas.wa.us/

Administration

Community Health Services

Health Promotion Services

507 N. Nanum Street, Ste 102

Ellensburg, WA 98926

Phone: (509) 962-7515

Fax: (509) 962-7581

Environmental Health

411 North Ruby Street, Ste 3

Ellensburg, WA 98926

Phone (509) 962-7698

Fax (509) 962-7052

October 2007

Dear Teachers & Staff,

Many of you work with youth every day. The energy and caring that you devote to the children of our county is what helps produce compassionate, competent and productive adults for the future.

Certainly it is an impossible task to be all things for all young people. Many youth face difficult challenges in many areas of their lives. It is a sad fact of life that much of what is measured is the negative aspects of behavior and performance. We measure how many students have used alcohol or drugs, and how many students consider suicide. But in between the lines of this “negative data” are the successes of your hard work.

The following “In Your Classroom” fact sheets highlight students in 6th grade, 8th grade, 10th grade, and 12th grade. The information used in these fact sheets represents Kittitas County Youth, and was derived from several different sources including the Healthy Youth Survey and U.S. Census Bureau. These fact sheets have been updated to reflect the most recent data. **The categories selected for the fact sheets are areas that may create a direct, indirect, or potential barrier to learning.**

While what is highlighted in these fact sheets represents the challenges your students may face, your dedication to youth in our county does not go unrecognized.











If you have questions or comments regarding information presented in these fact sheets please contact Sara Burnet, Assessment Coordinator and Health Promotion Manager at 509-933-8265.

Best wishes for a healthy and productive school year!

To Protect and Promote the Health and the Environment of the People of Kittitas County

PUBLIC HEALTH
ALWAYS WORKING FOR A SAFER AND
HEALTHIER KITITAS COUNTY

Kittitas County 6th Graders In Your Classroom

In a class of 25		
Trying to lose weight	8.2	
Bullied	7.7	
Don't feel safe at school	3.5	
Suicide (seriously considered)	3.4	
4+ hrs of TV & video games (school nights)	2.8	
Drinks alcohol (last 30 days)	1.0	
Carries a weapon (on school property)	0.4	
Smokes cigarettes (last 30 days)	0.3	
Chews tobacco (last 30 days)	0.3	
Smokes marijuana (last 30 days)	.08	
Pregnant (10-14 yo)	.03	
STD (10-14 yo)	.01	
*Domestic Violence (partner made you feel unsafe)	n/a	
*Gang member	n/a	
*Work >10 hours/week	n/a	
*Overweight	n/a	
*In a fight at school	n/a	
*Depressed	n/a	

Data Sources

- Healthy Youth Survey, 2006
- U.S. Census Bureau, Census 2000
- VISTA PHw

*Data not available or not applicable



















www.co.kittitas.wa.us/health

Published by

Kittitas County Public Health
Health Promotion and Assessment Programs
507 Nanum Street, Suite 102
Ellensburg, WA 98926
(509) 962-7515
communityassessment@co.kittitas.wa.us

Three in ten (30.8%) 6th graders report being bullied, while 13.8% don't feel safe at school.

Kittitas County 8th Graders In Your Classroom

In a class of 25	
Trying to lose weight 10.2	
Depressed 6.1	
Bullied 5.6	
Don't feel safe at school 4.2	
Drinks alcohol (last 30 days) 3.7	
Gang member 3.6	
In a fight at school 3.1	
Suicide (seriously considered) 2.9	
4+ hrs TV & video games (school nights) 2.9	
Overweight 2.8	
Smokes cigarettes (last 30 days) 2.2	
Carries a weapon (on school property) 1.8	
Work >10 hours/week 1.8	
Smokes marijuana (last 30 days) 1.6	
Domestic Violence (partner made you feel unsafe) 1.6	
Chews tobacco (last 30 days) 1.4	
Pregnant (10-14 yo) .03	
STD (10-14 yo) .01	

Data Sources

- Healthy Youth Survey, 2006
- U.S. Census Bureau, Census 2000
- VISTA PHw

*Data not available or not applicable

PUBLIC HEALTH
ALWAYS WORKING FOR A SAFER AND
HEALTHIER KITTITAS COUNTY

www.co.kittitas.wa.us/health

Published by

Kittitas County Public Health
Health Promotion and Assessment Programs
507 Nanum Street, Suite 102
Ellensburg, WA 98926
(509) 962-7515
communityassessment@co.kittitas.wa.us

Two in five (40.8%) 8th graders are trying to lose weight, although only one in ten (11.3%) is actually overweight.

Kittitas County 10th Graders In Your Classroom

In a class of 25	
Drinks alcohol (last 30 days) 9.7	
Trying to lose weight 8.8	
Depressed 8.2	
Bullied 6.1	
Smokes marijuana (last 30 days) 4.7	
Smokes cigarettes (last 30 days) 4.5	
Don't feel safe at school 4.5	
Carries a weapon (on school property) 4.2	
In a fight at school 3.6	
Work >10 hours per week 3.1	
Chews tobacco (last 30 days) 2.9	
Suicide (seriously considered) 2.6	
4+ hrs TV & video games (school nights) 2.3	
Overweight 1.8	
Domestic Violence (partner made you feel unsafe) 1.6	
Gang member 1.1	
Pregnancy 0.4	
STD 0.3	

Data Sources

- Healthy Youth Survey, 2006
- U.S. Census Bureau, Census 2000
- VISTA PHw

*Data not available or not applicable

PUBLIC HEALTH
ALWAYS WORKING FOR A SAFER AND
HEALTHIER KITTITAS COUNTY

www.co.kittitas.wa.us/health

Published by

Kittitas County Public Health
Health Promotion and Assessment Programs
507 Nanum Street, Suite 102
Ellensburg, WA 98926
(509) 962-7515
communityassessment@co.kittitas.wa.us

Two in five (38.7%) High School sophomores drank alcohol in the last month; of them, 59.9% had five or more drinks in a row.

Kittitas County 12th Graders In Your Classroom

In a class of 25		
Trying to lose weight	10.7	
Drinks alcohol (last 30 days)	10.6	
Work >10 hours per week	8.4	
Depressed	5.9	
Smokes cigarettes (last 30 days)	5.5	
Smokes marijuana (last 30 days)	5.0	
Chews tobacco (last 30 days)	4.2	
Don't feel safe at school	3.3	
Bullied	3.2	
Carries a weapon (on school property)	2.9	
Overweight	2.7	
Domestic Violence (partner made you feel unsafe)	2.4	
Suicide (seriously considered)	2.1	
In a fight at school	1.9	
4+ hrs TV & video games (on school nights)	1.2	
Gang member	1.1	
Pregnancy	.8	
STD	.5	

Data Sources

- Healthy Youth Survey, 2006
- U.S. Census Bureau, Census 2000
- VISTA PHw

*Data not available or not applicable

PUBLIC HEALTH
ALWAYS WORKING FOR A SAFER AND
HEALTHIER KITTITAS COUNTY

www.co.kittitas.wa.us/health

Published by

Kittitas County Public Health
Health Promotion and Assessment Programs
507 Nanum Street, Suite 102
Ellensburg, WA 98926
(509) 962-7515
communityassessment@co.kittitas.wa.us

Two in five (42.2%) High School seniors drank alcohol in the last month; of them, 61.1% had five or more drinks in a row.